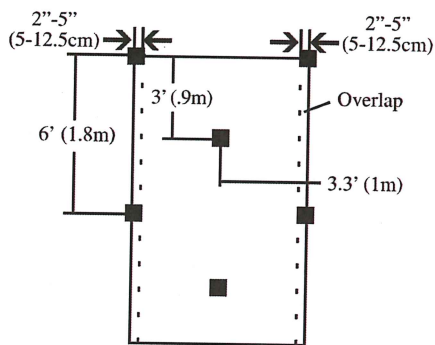


STAPLE PATTERN

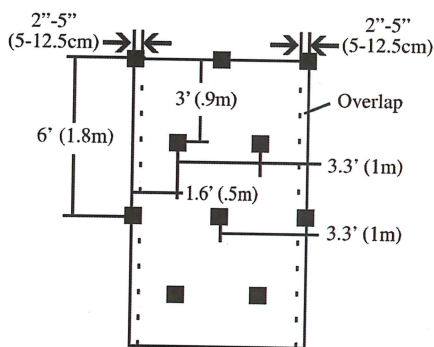
- The choice of staples depends on the compaction of the soil. In general the staples once applied should not easily come out by hand. The standard 6" (150mm) two sided staple is the norm but in sandier soils an 8"-10" (200mm-250mm) double sided may be required.
- In extreme loose soil conditions a 18" (450mm) or longer pin with washers may be necessary to anchor the blanket.

(91)	300	
(84)	275	
(76)	250	
(69)	225	
(61)	200	
(53)	175	
(46)	150	
(38)	125	
(30)	100	
(23)	75	
(15)	50	
(8)	0	
(m)	(Feet)	

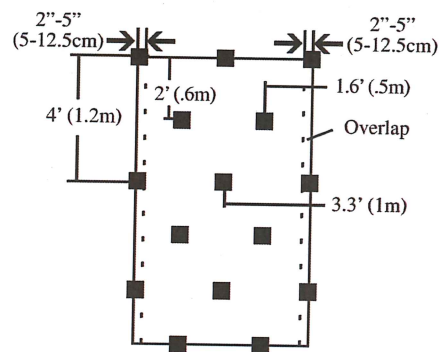
4:1	3:1	2:1	1:1	Low/Med Flow Channel And Shoreline	High Flow Channel And Shoreline
-----	-----	-----	-----	--	---



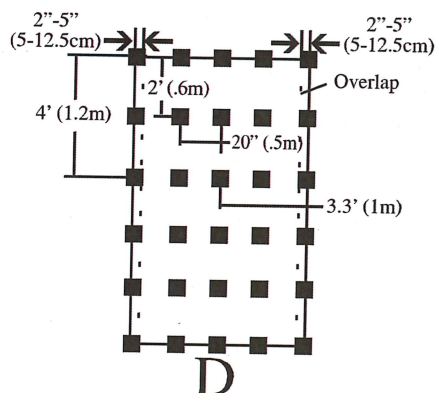
A
 .7 staples per square yard
 (.8 staples per square metre)



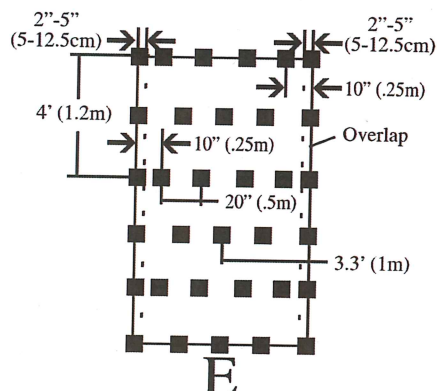
B
 1.1 staples per square yard
 (1.3 staples per square metre)



C
 1.7 staples per square yard
 (2 staples per square metre)



D
 3.4 staples per square yard
 (4.1 staples per square metre)



E
 3.7 staples per square yard
 (4.4 staples per square metre)